



Tracing Freedom
ALPHABET & NUMBER
IDENTIFICATION ACTIVITIES

THE.
*Pursuit of
Happiness*
AMERICA 250 - ALABAMA

resource information

General Education Standards:

- Kindergarten
 - ALCOS.2010.SS.K.11
 - ALCOS.2021.ELA.K.11
 - ALCOS.2021.ELA.K.34
 - ALCOS.2019.M.K.1
 - ALCOS.2019.M.K.3
- First Grade
 - ALCOS.2021.ELA.1.30
 - ALCOS.2019.M.1.1
- Second Grade
 - ALCOS.2010.SS.2.2
 - ALCOS.2021.ELA.2.37a
 - ALCOS.2019.M.K.2.2

Alabama Alternate Standards:

- Kindergarten
 - SS.AAS.K.11
 - ELA.AAS.K.20d
 - ELA.AAS.K.37a
 - M.AAS.K.1
 - M.AAS.K.8
- First Grade
 - ELA.AAS.1.37a
 - M.AAS.1.1
 - M.AAS.1.6
 - M.AAS.1.10
- Second Grade
 - SS.AAS.2.1
 - M.AAS.2.2

Objectives:

- I can identify letters in order.
- I can identify letters out of order.
- I can identify numbers 1-20.
- I can add or subtract 10.
- I can add or subtract numbers ranging 0-9.


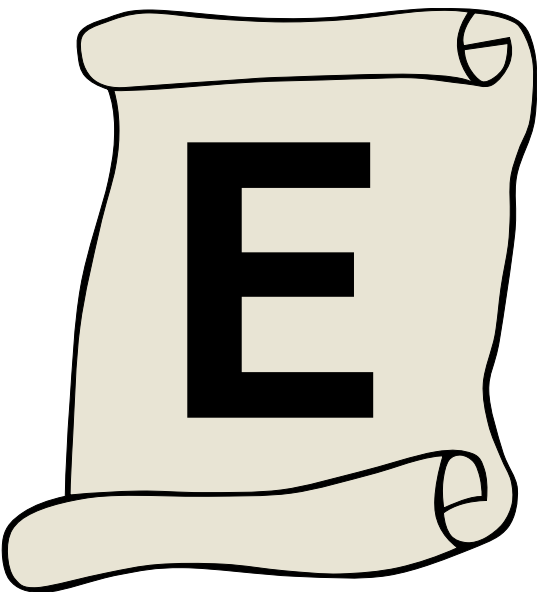




teacher information

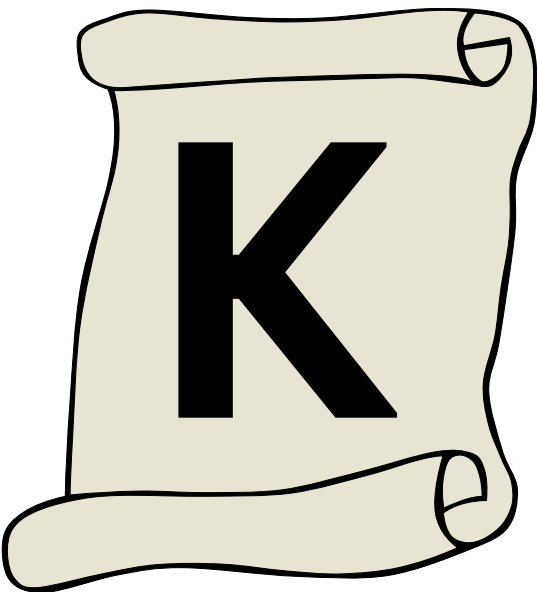

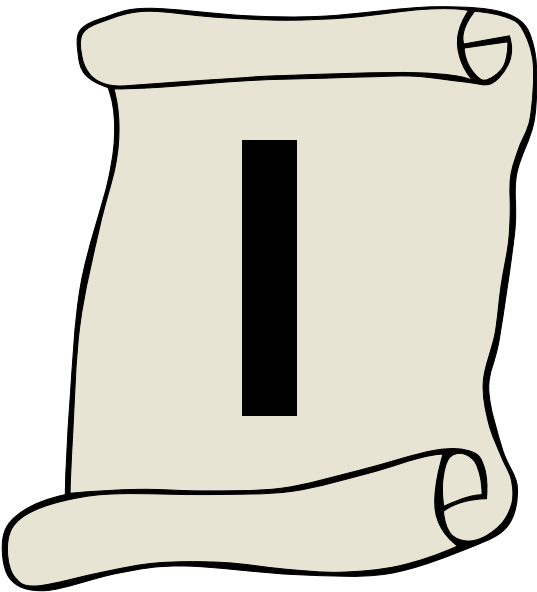

Rationale:

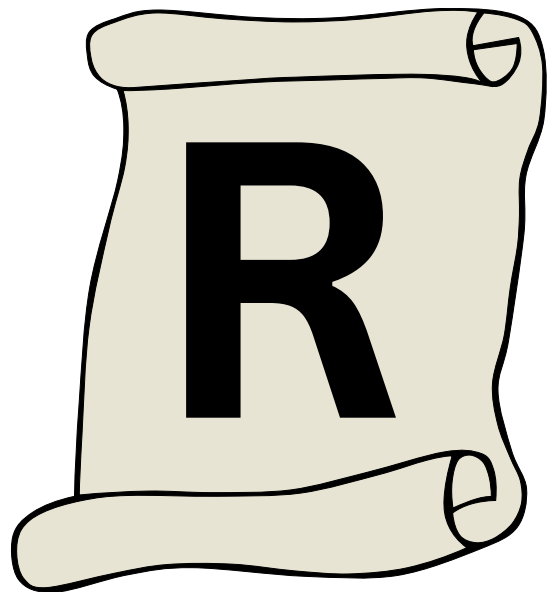

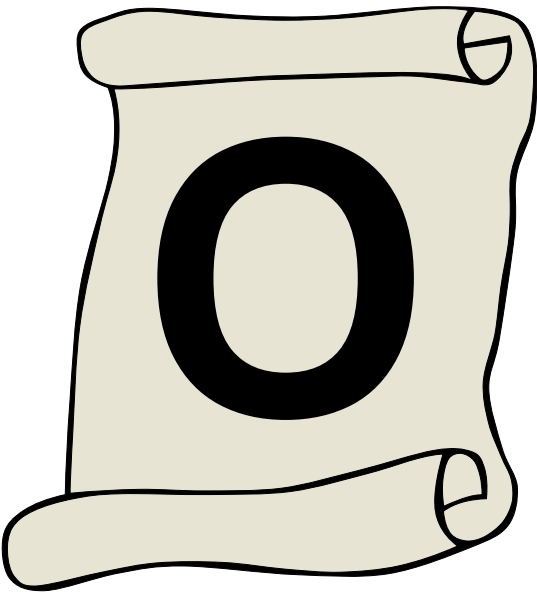

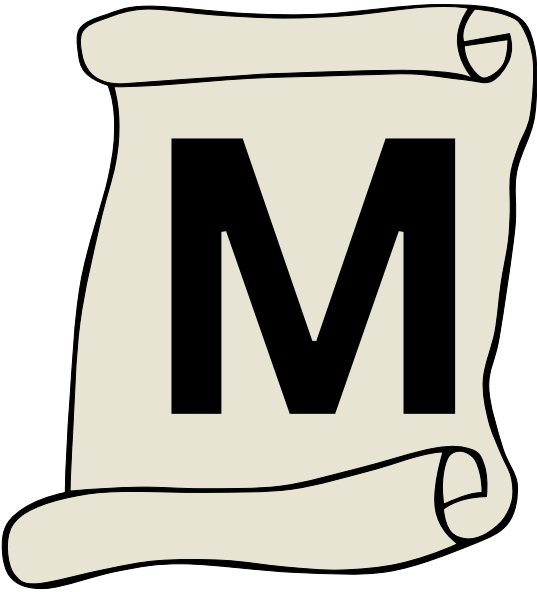
This resource was designed with letter recognition in mind. It can be used with an American Symbols unit or on its own. It was designed as a write around the room activity with different activities for both letter and number recognition as well as addition and subtraction. This resource can be differentiated and accommodated as needed for the needs of your students.



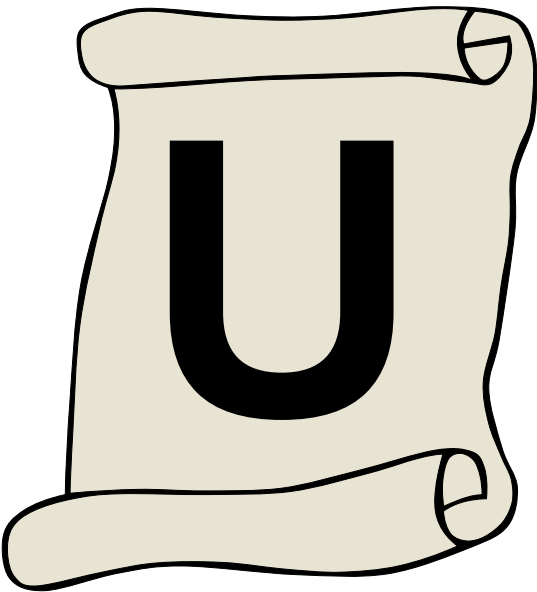

Teacher Instructions:



- Laminate and cut out the letter cards.
- Place cards around the room or a set on each student's table
- Alphabet:
 - Choose an activity that is best for your students:
 - Dotted Letters: Allow students to use a marker, manipulative, etc. to eliminate letters as they find them.
 - Tracing: Students will trace the grey letters as they find them.
 - I do, You do: Students will trace the letter first and then write it on their own right next to the traced letter.
- Number Recognition
 -











NAME: _____

A B C D E

F G H I J

K L M N O

P Q R S T

U V W X

Y Z

NAME: _____

A B C D E

F G H I J

K L M N O

P Q R S T

U V W X

Y Z

NAME: _____

A

B

C

D

E

F

G

H

I

J

K

L

M

N

O

P

Q

R

S

T


U


NAME: _____


V W X

Y Z









NAME: _____

1 2 3 4 5

6 7 8 9 10

8 2 3 6 9

1 5 4 7 10

NAME: _____

1 2 3 4 5

6 7 8 9 10

8 2 3 6 9

1 5 4 7 10

NAME: _____

1

2

3

4

5

6

7

8

9

10

1

7

8

2


4

6

5

9

3



NAME: _____


1 2 3 4 5

6 7 8 9 10

11 12 13 14

15 16 17

18 19 20



NAME: _____

1 2 3 4 5

6 7 8 9 10

11 12 13 14

15 16 17

18 19 20

NAME: _____

1

2

3

4

5

6

7

8

9

10

11

12

13

14

15

16

17

NAME: _____

18 ----- 19

20 -----

NAME: _____

15 4 10 8

5 9 2 17

3 18 11 7

1 19 6 12

16 13 20

14

NAME: _____

15 4 10 8

5 9 2 17

3 18 11 7

1 19 6 12

16 13 20

14

NAME: _____

1

2

3

4

5

6

7

8

9

10

11

12

13

14

15

16

17


NAME: _____

18 ----- 19


20 -----

NAME: _____

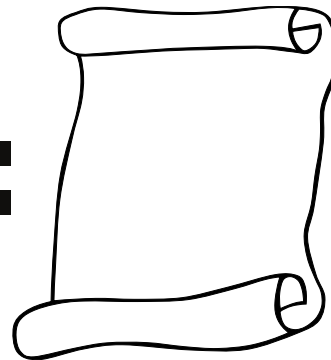
Directions: Add ten to the first number in the equation.




+




=




+





=




+




=



+




=




NAME: _____

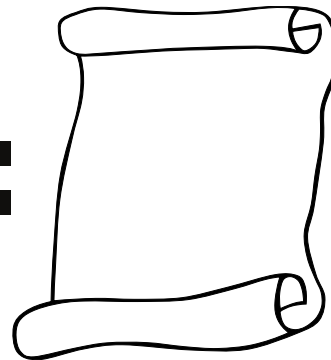
Directions: Add ten to the first number in the equation.




+




=




+





=




+




=



+




=




NAME: _____



Directions: Draw a number out of a bag and add ten!




+




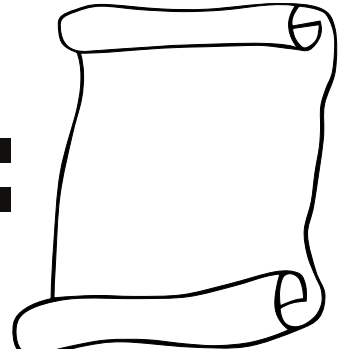
=




+




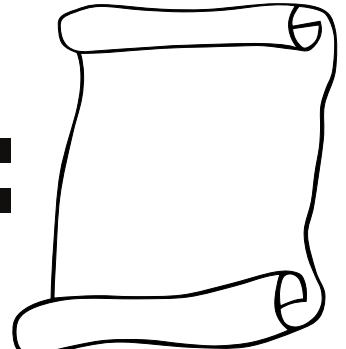
=




+



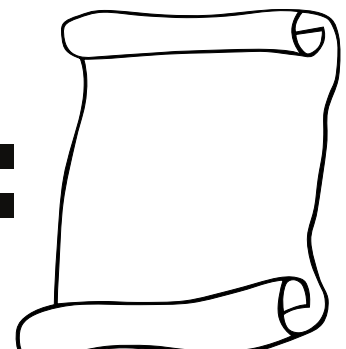
=



+




=




NAME: _____



Directions: Draw a number out of a bag and add ten!




+





=




+





=



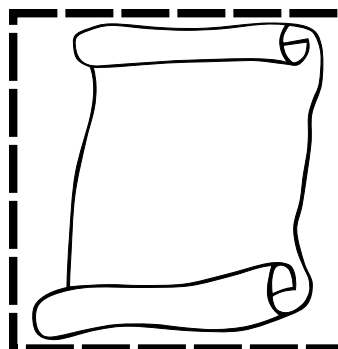
+



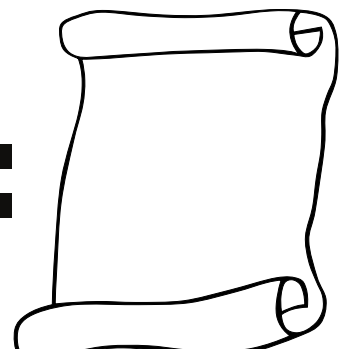
=



+




=




NAME: _____



Directions: Draw a number out of the bag and subtract from 10.




—




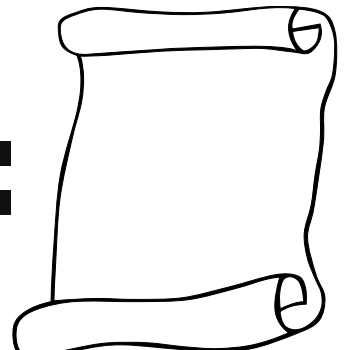
=




—




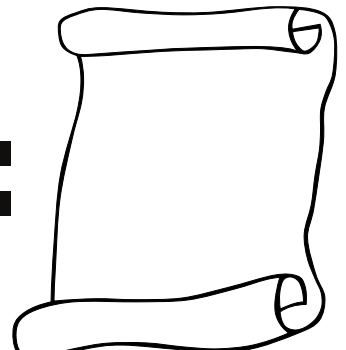
=



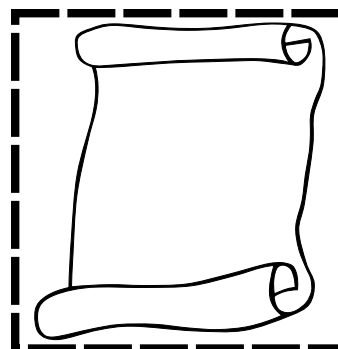
—



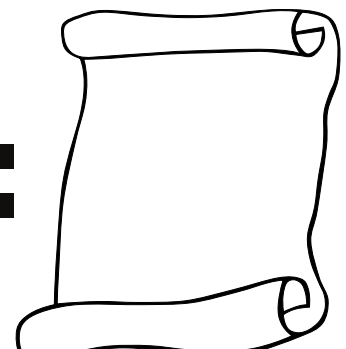
=



—




=




NAME: _____



Directions: Draw a number out of the bag and subtract from 20.




—




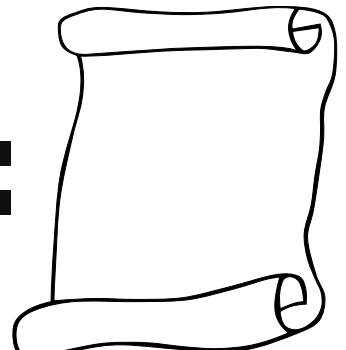
=




—




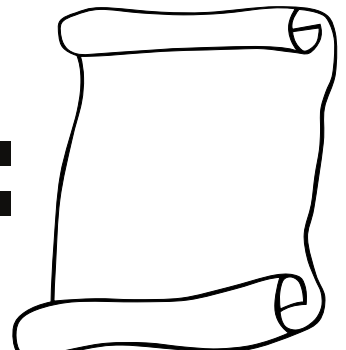
=



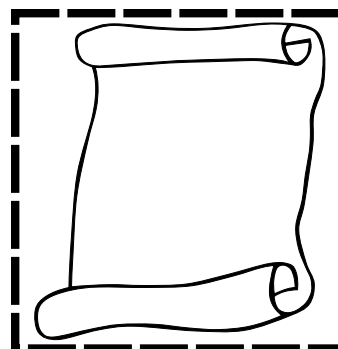
—



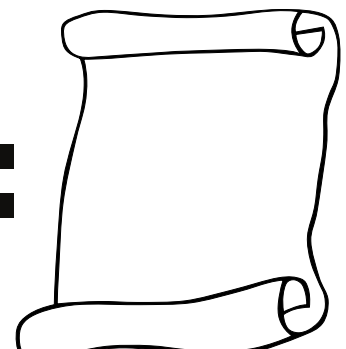
=



—




=




NAME: _____



Directions: Draw two numbers out of the bag and subtract!




—




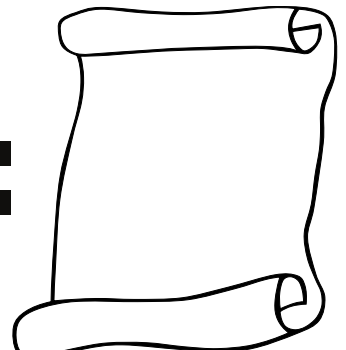
=




—




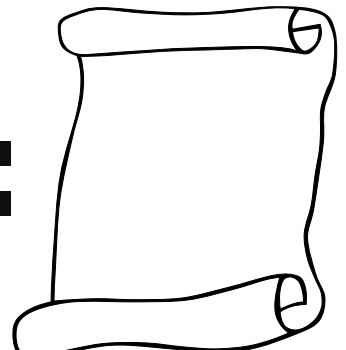
=



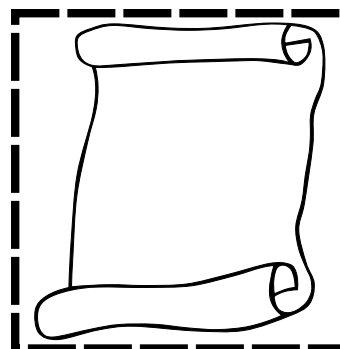
—



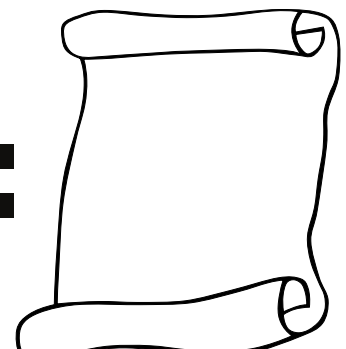
=



—



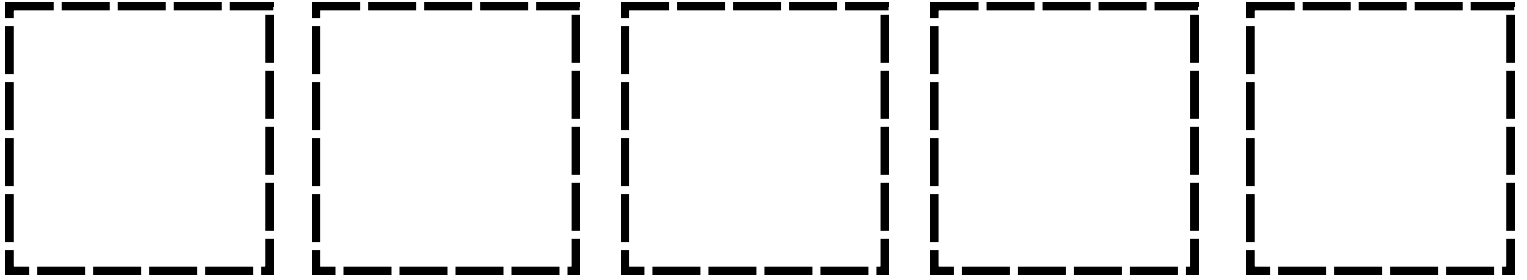


=







NAME: _____

Directions: Cut the numbers out and put them in order.



NAME:

Directions: Cut the numbers out and put them in order.



NAME: _____

Directions: Cut the numbers out and put them in order.

